

## TECHNICAL SHEET

The Glo family expands with a small yet basic transformation that allows it to be installed on the ceiling: a cut on the sphere, which doesn't affect its recognition, but gives it an innovative perspective. A new collection is born, which renews and enriches the iconic Glo, maintaining the family feeling.

### Certification



|                    | 0811-43 LARGE                            | 0811-41 MEDIUM                           |
|--------------------|------------------------------------------|------------------------------------------|
| <b>Mounting</b>    | Ceiling - wall                           | Ceiling - wall                           |
| <b>Environment</b> | Indoor - Dry Location                    | Indoor - Dry Location                    |
| <b>Materials</b>   | Glass                                    | Glass                                    |
| <b>Voltage</b>     | 120V 60Hz                                | 120V 60Hz                                |
| <b>Source</b>      | Bulb 1x 60W - E26<br>⊗ Bulb not included | Bulb 1x 25W - E12<br>⊗ Bulb not included |

Technical Drawing











Finiture / Finishes

Struttura / Structure

|                                                                                    |                                                                                     |
|------------------------------------------------------------------------------------|-------------------------------------------------------------------------------------|
|  |  |
| Bronzo opaco *<br>Matt bronze *                                                    | Cromo lucido + bianco opaco**<br>Glossy chrome + matt white**                       |

Vetri specchiati / Mirroring Glass

|                                                                                    |                                                                                     |                                                                                     |                                                                                       |                                                                                       |
|------------------------------------------------------------------------------------|-------------------------------------------------------------------------------------|-------------------------------------------------------------------------------------|---------------------------------------------------------------------------------------|---------------------------------------------------------------------------------------|
|  |  |  |  |  |
| Trasparente<br>Transparent                                                         | Argento specchiato<br>Mirroring silver                                              | Oro specchiato<br>Mirroring gold                                                    | Oro rosa specchiato<br>Mirroring rose gold                                            | 4ever specchiato<br>Mirroring 4ever                                                   |
|  |  |  |                                                                                       |                                                                                       |
| Verde specchiato<br>Mirroring green                                                | Nero specchiato<br>Mirroring black                                                  | Bronzo specchiato<br>Mirroring bronze                                               |                                                                                       |                                                                                       |

\* Structure matt bronze only available for Glo Medium and Glo Large with mirroring glasses  
\*\* Structure glossy chrome + matt white only available for Glo Medium transparent and Glo Large transparent

## Codes Interpretation

0811 - 43 - 1613 - NXBU

0811  
Year Collection

43  
Typology Model

1613  
Finish1 Finish2

NXBU  
Lighting control Cable Source Wiring

| CODES             | SIZE                       | STRUCTURE | SHADE       | DETAILS |
|-------------------|----------------------------|-----------|-------------|---------|
| 0811-43-1613-NXBU | large wall - ceiling lamp  |           | silver      |         |
| 0811-43-1615-NXBU | large wall - ceiling lamp  |           | black       |         |
| 0811-43-1616-NXBU | large wall - ceiling lamp  |           | gold        |         |
| 0811-43-1617-NXBU | large wall - ceiling lamp  |           | rose gold   |         |
| 0811-43-1618-NXBU | large wall - ceiling lamp  |           | green       |         |
| 0811-43-1621-NXBU | large wall - ceiling lamp  |           | bronze      |         |
| 0811-43-1611-NXBU | large wall - ceiling lamp  |           | 4ever       |         |
| 0811-43-2401-NXBU | large wall - ceiling lamp  |           | transparent |         |
| 0811-41-1613-NXBU | medium wall - ceiling lamp |           | silver      |         |
| 0811-41-1615-NXBU | medium wall - ceiling lamp |           | black       |         |
| 0811-41-1616-NXBU | medium wall - ceiling lamp |           | gold        |         |
| 0811-41-1617-NXBU | medium wall - ceiling lamp |           | rose gold   |         |
| 0811-41-1618-NXBU | medium wall - ceiling lamp |           | green       |         |
| 0811-41-1621-NXBU | medium wall - ceiling lamp |           | bronze      |         |
| 0811-41-1611-NXBU | medium wall - ceiling lamp |           | 4ever       |         |
| 0811-41-2401-NXBU | medium wall - ceiling lamp |           | transparent |         |

## Legenda

|                  |                         |                            |                               |
|------------------|-------------------------|----------------------------|-------------------------------|
| Lighting Control | D = Dimmable            | N = Not dimmable           |                               |
| Cable            | X = not suspension lamp | 2 = 2m                     | 4 = 4m                        |
| Source           | B = Bulb                | W = Integrated LED 2700K   | N = Integrated LED 3000K      |
| Wiring           | E = Universal           | U = USA with certification | V = USA without certification |

